



**SAWDUST  
TAPESTRIES  
2026  
SISE  
House of Culture**



18.04.2025

17.04.2025

18.04.2025

# Community Collaboration

Youth groups, clubs, schools, artists & community organizations who are joining in:

- Sacred Heart Parish
- Friends of SISE HoC
- SISE Puede Girls
- Kontiki Youth Group & Kontiki Neighborhood Watch
- Galen Anthropology Club
- Sacred Heart Primary School & Peace Corps
- Child Advisory Board
- St. Ignatius High School
- Sacred Heart College-Red Cross-Interact
- ASCON

- VANTAGE
- SISE Town Council

● ● ● **AND MORE**



**Sign up!**



**Call 824-0783**

or



**WhatsApp 607-7538**

**artists, families, sports  
teams, clubs, community groups,  
NGOs & businesses can join!**

**Visit the SISE House of Culture  
Hospital Street, San Ignacio**


# Community Collaboration

K.P.

THE 101

What are  
Sawdust Tapestries?  
\*Alfombras de Aserrín\*

- Sawdust tapestries are intricate, temporary artworks made from colored sawdust, flowers, sand, and other natural materials.
- They're most famously created during Holy Week (Semana Santa) processions.



[https://www.youtube.com/watch?v=5Gic\\_HDRr8I](https://www.youtube.com/watch?v=5Gic_HDRr8I)

# Community Collaboration

K.P.



<https://www.youtube.com/watch?v=RVBPY6GViwQ>



[https://youtu.be/sv20TUf\\_9rI](https://youtu.be/sv20TUf_9rI)

In our sister-town, Benque Viejo Del Carmen, the tapestries started in the 1990s. Doña Josefina Salas was the pioneer for this tradition there.



El Santo Entierro, Benque Viejo Del Carmen

<https://www.youtube.com/watch?v=q1SYo7xTRYU>


# Community Collaboration

K.P.


THE 101

Where do Sawdust Tapestries/Alfombras de Aserrín come from?

- The origins of the tradition of sawdust tapestries during Holy week can be traced to Tenerife in the Canary Islands, when the Spanish colonized the territory bringing with them their Catholic beliefs and traditions.



Checkout theirs in the municipality of Orotava.



<https://www.youtube.com/watch?v=0j-JOEZy5DE&t=628s>



**Kontiki Group**  
**SISE Sawdust Tapestries 2024**

# Community Collaboration

K.P.

THE 101

Where do Sawdust Tapestries/Alfombras de Aserrín come from?



Syncretism

← Maya Fire Ceremony offering

Tapestries are a blend of Indigenous & Christian traditions. Today sawdust tapestries are famously made in Guatemala, Mexico, Honduras, Peru and other places.



← Andean cross Chakana



[https://www.youtube.com/shorts/MSu20j\\_r84s](https://www.youtube.com/shorts/MSu20j_r84s)

# Community Collaboration

K.P.

THE 101

Where do Sawdust Tapestries/Alfombras de Aserrín come from?

The cross has been symbolic in various cultures and religions. The human feelings of GRATITUDE, OFFERING and REDEMPTION persist.

The most powerful symbol of the tradition is its ephemeral nature.

Within hours, the carpets are walked over by solemn processions carrying heavy religious floats (andas), symbolizing humility, sacrifice, and the transient nature of life.



LA SEMANA SANTA más impresionante que he vivido 📍  
👉 #guatemala #semanasanta #laantigua  
👤 JuanMa


DONDE VIVIR  
SEMANA SANTA

# Sawdust Tapestries

K.P.




<https://www.youtube.com/watch?v=lerOSLO-eb8>



[https://www.youtube.com/watch?v=zjuOceiu\\_fs](https://www.youtube.com/watch?v=zjuOceiu_fs)



<https://www.youtube.com/watch?v=N3bkXOAS4YE>



<https://www.youtube.com/watch?v=OFIpmW03XI4>

# Community Collaboration

K.P.

THE 101

What are Sawdust Tapestries/Alfombras de Aserrín made with?



- Materials needed:
- sawdust
  - sacks/crocus bags (costales)
  - shovels/scoops
  - sieves/sifters
  - dyes, alcohol, vinegar, salt, glue
  - containers/ buckets
  - bags (recycled)
  - caution tape/traffic cones
  - wood pieces, rope & floats
  - hose & nozzle
  - pump sprayers/spray bottles
  - cardboard cutters/ exacto knives
  - scissors/tape
  - \*tarps & tents



# Community Collaboration

K.P.

THE 101

When & where are  
Sawdust Tapestries/Alfombras de Aserrín  
made?

Before we actually make the Sawdust Tapestries on Good Friday, we need to:

1. have our teams & equipment & materials
2. prepare the material -get the sawdust, sieve & dye it
3. decide what designs we will make
4. learn techniques & make our stencils
5. ensure teams are ready & distribute the colored sawdust

All this happens from now until **April 1st**.



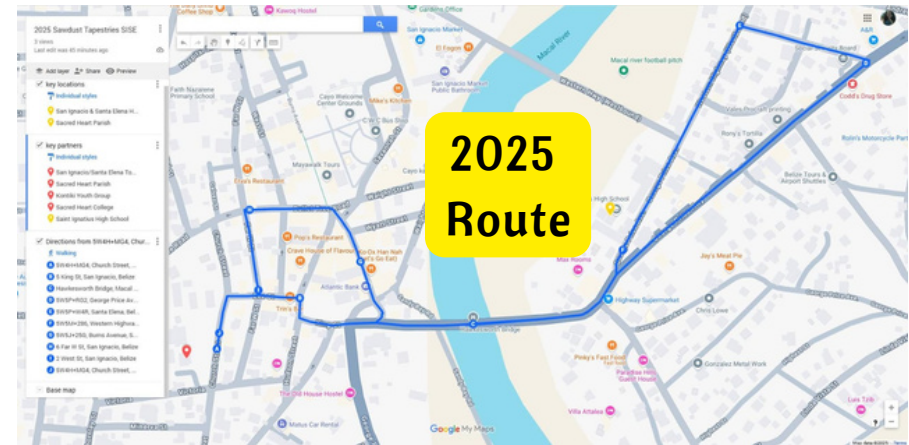
# Community Collaboration

K.P.

THE 101

When & where are Sawdust Tapestries/Alfombras de Aserrín made?

The Sawdust Tapestries are made on Good Friday. This year it is on **April 3rd**.



\*The Route for this year is pending confirmation.



# Community Collaboration

K.P.

THE 101

What happens after we make the Sawdust Tapestries/Alfombras de Aserrín ?



A feedback & review meeting will be held on **April 10/11.**



# Community Collaboration

K.P.

We would also like to have a Bon Fire to celebrate & say thank you 😊 April 10/11.



# Community Collaboration

K.P.

THE 101

TECHNIQUES for making  
Sawdust Tapestries/Alfombras de Aserrín

It is essential for you to learn techniques for creating with sawdust.



1. Set up your tents!
2. Wet the street surface you are working on!



# Community Collaboration

K.P.

THE 101

TECHNIQUES for making  
Sawdust Tapestries/Alfombras  
de Aserrín

You can:

Use stencils or do free hand designs

You can work with:

Fine sawdust  
dry sawdust

or

chunky sawdust  
chunky & wet sawdust



# Community Collaboration

K.P.

# THE 101

## TECHNIQUES for making Sawdust Tapestries/Alfombras de Aserrín

Use strainers/ sieves, cones,  
recycled cups/containers...

You can make the tapestry:

- \*Standing on your stencil
- \*sitting on cardboard
- \*reaching over a plank
- \*using DIY extended strainers



# Community Collaboration


# THE 101

## TECHNIQUES for making Sawdust Tapestries/Alfombras de Aserrín



REMEMBER to

### Keep your tapestry damp!



# Community Collaboration

K.P.

THE 101

STENCILS for making  
Sawdust Tapestries/Alfombras de Aserrín

We can design and make our own stencils  
or purchase ready made ones.

DIY stencils:  
We project the  
design,  
trace on  
cardboard  
& cut out the  
stencil.



# Community Collaboration

K.P.

THE 101

STENCILS for making  
Sawdust Tapestries/Alfombras de Aserrín



# Community Collaboration

K.P.

THE 101

STENCILS for making  
Sawdust Tapestries/Alfombras de Aserrín



# Community Collaboration

K.P.

Feel free  
to ask

THE 101

Any other questions about the  
Sawdust Tapestries/Alfombras de Aserrín?

Mark your calendars!

March 2-6: Clean the sawdust workshop area @ HoC  
Collect crocus bags, get the sawdust from Bulridge

March 7: Sawdust Tapestries Workshop I

March 9-13: Sieving & Dyeing sawdust  
9:30am-6:00pm @ HoC

March 16-20: Designs, Stencils, Sieving & Dyeing sawdust  
9:30am-6:00pm @ HoC

March 21: Sawdust Tapestries Workshop II

March 23-27: Stencils & Dyeing sawdust

March 28: Sawdust Tapestries Workshop III

March 30-31: final days for stencils & dyeing

April 1: Distribution of colored sawdust

April 2: Final Details

April 3: Make our Sawdust Tapestries




# Community Collaboration

K.P.



# Community Collaboration

K.P.



FIND MORE INSPIRATION online 😊